

Region V

Southeast Alaska

Honor Music Festival

Handbook

Revised

January 2011

Table of Contents

Southeast Honor Music Festival History	4
Host Responsibilities.....	5
Responsibilities to be Completed November - March.....	5
Clinician Procurement.....	5
Music Order.....	5
Accompanist	5
Scheduling the Festival	5
To be Completed During Spring Music Festival Directors Meeting.....	6
Schedule Fall Directors Meeting	6
Responsibilities to be Completed After Spring Music Festival	6
Spring Mailing.....	6
Purchase Music.....	6
Responsibilities to be Completed Prior to Fall Directors Meeting	6
Clinician Travel Arrangements.....	6
Pre-Sort Music	7
Fall Agenda.....	7
To be Completed During Fall Directors Meeting	8
Audition Review.....	8
Generation of Band and Choir Rosters.....	8
Distribution of Music	8
Final Directors Meeting	8
To be Completed the Before the Festival	9
Publicity.....	9
Housing.....	9
Finalize Festival Schedule	9
Festival Programs.....	9
Participant Packets	9
T Shirts	9
Region V Participation Medals.....	10
Piano	10
To be Completed During the Festival	11

Availability of Host Director	11
Transportation.....	11
Introduction of Clinicians	11
Sectionals	11
Work Crews.....	11
Hospitality Room	11
Potluck Dinner	11
Warm-Up Room.....	11
Archival Recording	11
Music Collection and Award Distribution.....	12
Payment of Clinicians and Accompanist.....	12
Dance	12
Post-Festival Meeting	12
To be Completed After the Festival	12
Region V Receipt Submission	12
Non-host Director Responsibilities	13
Ferry and Housing Information	13
Sectional Assistance	13
General Assistance	13
Music Secretary Responsibilities	14
Recording of Minutes	14
Distribution of Minutes	14
Sample Rehearsal Schedule	15
Budget (Region V)	16
Housing Form.....	17
Region V Dance Rules.....	18
Region V Housing Rules.....	19
Director Checklist.....	20
T Shirt Vendors	22

Southeast Honor Music Festival History

Far-sighted music directors and administrators who envisioned an honor festival knew it would create many positive effects:

1. It would bring the outstanding music students together from all over Southeast Alaska so that they could share a high-level musical experience.
2. It would bring new ideas to the outstanding student musicians and directors through the guest conductors.
3. It would give students from smaller schools a chance to participate in a large, well-balanced band or choir and perform challenging music on a higher level than they could normally perform in their own groups.

In the early 1970's, the Honor Band and Honor Choir met during the large Spring Festival and performed during the final evening concert. Gradually, the large festival added more activities, such as swing choir, stage band, sight-reading, and various workshops. As more schools and students become involved, scheduling the growing number of activities became a problem. Directors realized the importance of the honor groups, but were challenged by scheduling conflicts as they attempted to work one more event in to the three-day music festival.

The directors met at the 1974 Spring Festival and worked out a proposal for a separate Honor Music Festival in the Fall. The proposal was approved by the Activities Association for the following November.

Petersburg hosted the first Southeast Honor Music Festival in 1974. Since that time, hosting duties have been shared by Craig, Haines, Hoonah, Petersburg, Skagway, and Wrangell. Since 2003, Craig, Haines, Petersburg, and Wrangell have hosted Honor Festival on a rotational basis.

Host Responsibilities

Responsibilities to be Completed November - March

Clinician Procurement

Select Clinicians: When selecting clinicians, look for individuals who are able and willing to travel to remote locations; work with a range of skill levels; and typically perform in a gymnasium (Haines being the exception). Region V has budgeted \$700 per clinician for transportation expenses so regional location is a factor with clinicians.

Clinicians will be paid an honorarium of \$300 per day spent with students (\$900 total) and a per diem of \$40 per day.

After clinicians accept the invitation, prepare an information packet that includes the following: tentative rehearsal schedule, past program selections, and deadline information for musical selections and program information. Musical selections must be finalized by the clinician in time for the host director to place an order in May. A short biography and digital portrait for the festival program must be submitted no later than the beginning of September.

Music Order

It is very important that music for the festival be ordered by the end of May (music must be brought by the host director to the fall directors meeting).

IMPORTANT: Before ordering any music, check with other directors in the region to see if they have the music in their library before ordering. Also, contact JDHS for past selections performed by the honor groups (JDHS is the Region V Music Library and repository for all past selections).

Accompanist

An accompanist needs to be available for all rehearsals, sectionals, and the final performance. It is appropriate for the accompanist to be a local, competent pianist.

Scheduling the Festival

Discuss possible dates for the festival during the spring festival directors meeting. Most of the time, Sunday through Tuesday of the last week of October works well. There may be times when that time slot may need to be modified slightly.

Once the dates have been selected, send the recommended dates with your Activities Director to the Spring AD meeting. Confirm the dates upon the conclusion of that meeting.

To be Completed During Spring Music Festival Directors Meeting

Schedule Fall Directors Meeting

It is expected that all directors attend the fall selection meeting. This meeting will be scheduled for the end of September. The meeting location will rotate between Ketchikan and Juneau, or as agreed upon by the directors.

Responsibilities to be Completed After Spring Music Festival

Spring Mailing

Send via USPS and email all regional schools a packet that includes information for the fall honor music festival. The packet is to include the date and location of the fall directors meeting, confirmed dates of the festival, copies of audition materials, and clinician names.

Purchase Music

After checking with the Region V librarian (Juneau) and regional directors, order any necessary additional music. Purchase one complete band set for each selection, 70 copies of each SATB selection, and 40 copies of any SSA/TTBB selections.

IMPORTANT: It is the host director's responsibility to provide or arrange for choral practice tracks. There are many directors in the region willing and able to create these. Arrange for this during the spring music festival and make sure that those creating the practice tracks have the necessary music as soon as it becomes available.

Responsibilities to be Completed Prior to Fall Directors Meeting

Clinician Travel Arrangements

In order to be accounted in the correct fiscal year, travel and hotel arrangements for clinicians must be made after July. If your district has someone who makes travel arrangements during the summer, that would be appropriate. Otherwise, travel and lodging arrangements may be made upon the return to school.

When booking travel for clinicians, account for any layovers and provide necessary accommodations.

Fall School Mailing

Compile a second packet to be sent the first week of school to participating schools. Include the following information:

- Confirmed dates and location of Honor Festival
- A request for participating schools to bring payment for the Region V participation fees to the festival (\$12 per participant)
- A request for housing information (form in handbook)
- Student eligibility (student must be in grades 9-12 and a member of a high school performing group)
- Notification that students may audition for both Band and Choir, but they must specify their preference. Final placement is directors' decision and students will be placed where there is the most need (typically band).
- Students must come well-prepared to the festival. This means that band students are very familiar with their music and that choir students have their music memorized.
- Concert dress for Honor Festival will be each school's concert dress
- A tentative rehearsal schedule that includes rehearsal times, lunches, and the two directors meetings (sample in handbook)
- Audition material
- Short bios for clinicians
- Request that all directors pre-screen student auditions before submitting
- Request that directors bring means to play back auditions. If a director is still bringing cassette tapes, that director must have the means to play the tape.
- Inform directors that schools who submit a qualified student audition will have representation at the festival

Pre-Sort Music

Pre-sort festival band music by placing parts in manila envelopes with the exception of percussion. Have several extra copies of percussion parts available.

Make enough copies of the scores so that each director can have one to study.

Fall Agenda

The host director is responsible for coming with an agenda for the fall meeting. The agenda will allow for a discussion that includes a general overview of the festival, instrumentation and voicing goals, the possibility of a directors recital, transportation schedules, and time to discuss any problems or concerns.

With the assistance of the guest clinician, the host director will have a prepared list of percussion and/or additional equipment needed for the festival.

To be Completed During Fall Directors Meeting

Audition Review

The primary purpose of the fall directors meeting is to review auditions and select band and choir participants. At the start of the review process, ask for pairs of directors to listen to particular instruments/voices. It is helpful to pair veteran directors with those who are new to the region. The method of scoring or ranking auditions will be agreed upon by the directors reviewing the audition materials.

Generation of Band and Choir Rosters

After the audition review, directors will determine band instrumentation and choral section numbers. The music secretary will collect names and record rosters for both band and choir. The rosters will be reviewed for correct spelling of names. The rosters will be printed for and/or emailed to all directors. The band roster will include chair placements. There will be two choir rosters: the first is for directors' eyes only and will be ranked by section. The second will be sorted alphabetically by section and will be available for public posting. A due date for all spelling corrections will be set by the host director.

Distribution of Music

Music will be distributed on the Saturday after selections. Choral directors will take enough pieces for each choir member selected as well as one copy for their own use. Band directors will make sure that they receive parts for each band member selected from their school. Directors who have percussionists selected for the band will meet as a group and divide the music.

Final Directors Meeting

The final debrief meeting will take place after distribution of music or as agreed upon by the attending directors. This meeting will be used to discuss any problems or concerns that have arisen.

The host director will then turn over the meeting to the host director(s) of the spring music festival. Information about the spring festival will then be discussed.

To be Completed the Before the Festival

Publicity

The honor festival must be adequately advertised locally. In addition to postings at local businesses, local newspaper(s) and radio station(s) will be notified.

Submit personal invitations to the local school board and administration.

Optionally, invite the AMEA president.

Housing

Send the housing form to each school with a deadline for submission. All housing arrangements must be completed before student arrival.

Finalize Festival Schedule

After clinicians review the draft rehearsal schedule, make any necessary changes. Clinicians are allowed to release students early if they so wish. If the schedule includes extra time, schedule a student activity.

Festival Programs

Programs will be attractive and well designed. Use color when available. The programs must include the history of the honor festival (included in handbook), clinician bios and photos, and acknowledgement of regional directors attending. Print an adequate number of programs to allow each audience member, all participants, directors, and the guest clinicians to have a copy.

Participant Packets

Registration packets will be compiled for each participant. The packets are to include at a minimum:

- General information and rehearsal/performance schedule
- Festival Program
- A sharpened pencil
- Housing information
- Badge or name tag
- Map of local interests
- Coupons and ads from local businesses

T Shirts

While optional, t-shirts are appreciated by students and there are many economical options available. It is always appreciated by communities to utilize local business as available. A list of known vendors is included at the end of the handbook. It is up to the host director to arrange orders, collect money, and distribute the shirts.

Region V Participation Medals

Participation medals are ordered by Region V in advance. Once there is a semi-accurate participant count, contact the current Region V president or secretary for information about this order.

Piano

Any piano that will be used for the festival (rehearsal and/or performance) must be tuned prior to the festival. Every effort should be made after tuning to avoid situations with the piano that will compromise the tuning.

To be Completed During the Festival

Availability of Host Director

The host director must arrange to have a substitute cover regular classes during the festival.

Transportation

The host director will arrange for or provide transportation for clinicians, directors, and chaperones during the festival. Make arrangements to provide transportation and that information to students.

The host director will arrange to have equipment transported as necessary.

Introduction of Clinicians

The host director will arrange to have each clinician introduced at the beginning of the festival. This may be done for the single large group or separately for the band and choir. If introductions take place simultaneously, there must be two people to introduce.

Sectionals

Be in contact with the clinicians and determine if sectionals will be necessary. If they are warranted, arrange for a room, time, and a director to work with each section.

Work Crews

Organize student volunteers to provide labor for set up and break down (including transportation of equipment) of the performance venue.

Hospitality Room

There must be a room for clinicians, directors, and chaperones. At a minimum there should be coffee and snacks available. It is always appreciated when meals are provided. Region V has budgeted \$300 for the hospitality room. It is best to have a parent volunteer or community member organize hospitality.

Potluck Dinner

This is an optional event, but one that is enjoyed by all involved with the festival. Typically, the Saturday meal is provided potluck style by the community.

Warm-Up Room

Each performing group must have a location in which to warm up prior to their performance.

Archival Recording

A recording of the final concert will be distributed to each director in a timely manner for archival purposes.

Music Collection and Award Distribution

The host director will arrange to have music collected after the final performance and before the dance. Four directors are needed for this process. Two directors will be responsible for collecting music and two will distribute medals. Medals will only be awarded after music has been handed in. No music – no medal.

IMPORTANT: All collected music must be given to the Juneau choral conductor to be filed in the Region V Music Library.

Payment of Clinicians and Accompanist

Have stipends ready for the clinicians and accompanist at the conclusion of the festival. The clinicians will be paid during the final meeting. The accompanist typically does not attend the final meeting so pay the accompanist after the final performance.

Dance

The host school will organize a post-concert dance for participants as time allows. Transportation will be arranged as necessary. Chaperones are required to attend the dance and enforce Region V Dance rules (attached) as well as the host school rules. Directors will attend the post-festival directors meeting.

Post-Festival Meeting

After the final performance and awarding of medals, there will be a debrief meeting for directors and clinicians. Pizza and beverages will be provided by the host. The music secretary will take notes. The meeting allows an opportunity for clinicians to offer suggestions to improve the festival or to comment on what they liked. After clinicians comment, they are excused to their lodgings. At this time directors will discuss other issues that have come up and discuss suggestions for the next festival. Finally, time will be provided for a discussion of the spring Region V Music Festival.

To be Completed After the Festival

Region V Receipt Submission

Receipts will be tallied and submitted with a report to the district business manager immediately after the festival conclusion. The report accounts for budgeted expenses and income from participation fees and gate receipts. T-shirt sales are not part of the Region V accounting. The business manager will then submit a final report to Region V.

Non-host Director Responsibilities

Ferry and Housing Information

Directors are to submit travel and housing information in as timely a manner as possible. Inform the host school of any transportation or housing changes immediately.

Sectional Assistance

From time to time a group may need to hold sectionals. Accompanying directors will lead these sectionals.

General Assistance

Be available to provide any other assistance that might arise. The host director will organize any additional assistance needed.

Music Secretary Responsibilities

Recording of Minutes

The Music secretary will collect names and record rosters for both band and choir. The rosters will be reviewed for correct spelling of names. The rosters will be printed for or emailed to all directors. The band roster will include chair placements. There will be two choir rosters: the first is for directors' eyes only that will be sorted by ranking by section. The second will be sorted alphabetically by section and will be available for public posting. A due date for all spelling corrections will be set by the host director.

Distribution of Minutes

After the fall directors meeting, email a copy of the minutes (including selections) to each participating director and school principal.

Sample Rehearsal Schedule

Sunday	7:00 – 9:00 PM	Rehearsal (Choir Location/Band Location)
	10:00 PM	Curfew
Monday	9:00 – 11:30	Rehearsal
	10:00 AM	Directors Meeting
	11:30 – 1:00	Lunch
	1:00 – 4:00	Rehearsal
	5:00	Host-Provided Dinner
	7:00 – 9:00	Rehearsal
	10:00	Curfew
Tuesday	9:00 – 12:00	Rehearsal
	12:00 – 1:00	Lunch
	1:00 – 2:00	Set up for Dress Rehearsal
	2:00 – 4:00	Final Dress Rehearsal
	4:00 – 6:00	Dinner
	6:15	Students report to warm up room (locations)
	7:00	Concert

Director Checklist

✓	Task	Due
	Select Clinicians	January
	Receive Program from Clinicians	April 15
	Arrange Accompanist	May 1
	Schedule Festival Dates with AD	Before Winter AD Meeting
	Schedule Fall Director (Selection) Meeting	Spring Music Festival
	Spring Mailing	May 30
	Purchase Music	May 30
	Clinician Travel Arrangements	September 1
	Fall School Mailing	September 1
	Sort Music	September 1
	Fall Agenda	September 1
	Fall Selection Meeting	September
	Publicity	October 10
	Housing	October 15
	Final Schedule	October 15
	Festival Programs	October 15
	Participant Packets	October 15
	T Shirts	October 15
	Hospitality Room	Monday of Festival
	Order Participation Medals	October 1

	Tune Piano	Sep/Oct
	Substitute request during festival	October 15
	Work Crews Organized	October 15
	Potluck Organized	Prior to Festival
	Warm-Up Rooms Arranged	Prior to Festival
	Recording Arranged	Prior to Festival
	Clinician/Accompanist Checks	Friday Before Fest
	Region V Receipt Submission	November 10

Additional Recording Instructions: SE Alaska Honor Music Festival

General Comments:

- Please record your audition digitally and burn to a CD. Cassette tapes are admissible, but the quality is inferior. If you do use a cassette tape, you must use a new cassette.
- If you burn your audition on CD, put each exercise on a separate track.
- Do not announce each selection, but continue throughout the audition material in the order listed. There should be a brief pause between each exercise or selection.
- Follow tempo markings as closely as possible.
- If you are submitting more than one audition, make a notation on the submission that ranks your preference. For example, if you submit a flute audition, a Tenor II audition, and a bassoon audition and you prefer to have your auditions weighted in that order, the auditions should be marked: flute #1, tenor II #2, bassoon #3.
- In cases of multiple auditions, the selection committee has the final say as to voice and ensemble assignment.

Band Specific:

- State your name, school, and instrument at the beginning of the audition.

Choir Specific:

- Following 15 seconds of silence, record your voice part, name, school, and city .
- All exercises are to be recorded *a cappella*.
- Each pitch is to be given using a piano or keyboard. The pitch should be given once before each exercise and should be heard on the recording. There should be a short pause between the pitch and the singer's first note.

Alto I Audition Requirements

SE AK Honor Choir

1. Sing two scales, ascending and descending, using do-re-me-fa-so-la-ti-do. (Quarter note = 72)
 - Scale 1: A (below middle C)
 - Scale 2: F (first space on treble clef)
2. Sing the words, "I love to sing," on a descending, octave arpeggio (8-5-3-1) in the assigned key. Repeat it six (6) times (a total of 7 patterns), with each repetition a half-step higher than the previous one. **DO NOT SING OR HUM THE NEW PITCH; THINK IT ONLY.** Only one pitch is to be given for the entire exercise to test the ability of the applicant to think intervals in chromatic sequence.
 - I love to sing: G pitch given (second line of treble clef)
3. Sing, unaccompanied, the melody and words of *America the Beautiful*, first stanza and chorus only (start with "Oh beautiful..." and end with "...from sea to shining sea."). **REMEMBER TO START ON THE FIFTH OF THE CHORD.**
 - Key of B (start on F#)

Oh beau - ti-ful for spa - cious skies for am - ber waves of grain for

pur - ple moun - tain maj - est-ies a - bove the frui - ted plain, A -

mer - i - ca, A - mer - i - ca God shed His grace on thee and

crown thy good with broth - er-hood from sea to shi - ning sea.

Alto I Audition Requirements

SE AK Honor Choir (Odd Year)

For each audition requirement, use a piano or keyboard (with piano voice) for the initial pitch. Leave space between the pitch and your initial note. DO NOT sing over the given pitch.

1. Sing two scales, ascending and descending, using do-re-me-fa-so-la-ti-do. (Quarter note = 72)
 - Scale 1: A (below middle C)
 - Scale 2: F (first space on treble clef)
2. Sing the words, "I love to sing," on a descending, octave arpeggio (8-5-3-1) in the assigned key. Repeat it six (6) times (a total of 7 patterns), with each repetition a half-step higher than the previous one. **DO NOT SING OR HUM THE NEW PITCH; THINK IT ONLY.** Only one pitch is to be given for the entire exercise to test the ability of the applicant to think intervals in chromatic sequence.
 - I love to sing: G pitch given (second line of treble clef)
3. Sing, unaccompanied, the melody and words of *America the Beautiful*, first stanza and chorus only (start with "Oh beautiful..." and end with "...from sea to shining sea."). **REMEMBER TO START ON THE FIFTH OF THE CHORD.**
 - Key of B (start on F#)

Oh beau - ti-ful for spa - cious skies for am - ber waves of grain for

5 pur - ple moun - tain maj - est-ies a - bove the frui - ted plain, A -

9 mer - i - ca, A - mer - i - ca God shed His grace on thee and

13 crown thy good with broth - er-hood from sea to shi - ning sea.

Alto II Audition Requirements

SE AK Honor Choir

1. Sing two scales, ascending and descending, using do-re-me-fa-so-la-ti-do. (Quarter note = 72)
 - Scale 1: G (below middle C)
 - Scale 2: Eb (first line on treble clef)
2. Sing the words, "I love to sing," on a descending, octave arpeggio (8-5-3-1) in the assigned key. Repeat it six (6) times (a total of 7 patterns), with each repetition a half-step higher than the previous one. **DO NOT SING OR HUM THE NEW PITCH; THINK IT ONLY.** Only one pitch is to be given for the entire exercise to test the ability of the applicant to think intervals in chromatic sequence.
 - I love to sing: G pitch given (second line of treble clef)
3. Sing, unaccompanied, the melody and words of *America the Beautiful*, first stanza and chorus only (start with "Oh beautiful..." and end with "...from sea to shining sea."). **REMEMBER TO START ON THE FIFTH OF THE CHORD.**
 - Key of A (start on E)

Oh beau - ti - ful for spa - cious skies for am - ber waves of grain for

5 pur - ple moun - tain maj - est - ies a - bove the frui - ted plain, A -

9 mer - i - ca, A - mer - i - ca God shed His grace on thee and

13 crown thy good with broth - er - hood from sea to shi - ning sea.

Alto II Audition Requirements

SE AK Honor Choir (Odd Year)

For each audition requirement, use a piano or keyboard (with piano voice) for the initial pitch. Leave space between the pitch and your initial note. DO NOT sing over the given pitch.

1. Sing two scales, ascending and descending, using do-re-me-fa-so-la-ti-do. (Quarter note = 72)
 - Scale 1: G (below middle C)
 - Scale 2: Eb (first line on treble clef)
2. Sing the words, "I love to sing," on a descending, octave arpeggio (8-5-3-1) in the assigned key. Repeat it six (6) times (a total of 7 patterns), with each repetition a half-step higher than the previous one. **DO NOT SING OR HUM THE NEW PITCH; THINK IT ONLY.** Only one pitch is to be given for the entire exercise to test the ability of the applicant to think intervals in chromatic sequence.
 - I love to sing: G pitch given (second line of treble clef)
3. Sing, unaccompanied, the melody and words of *America the Beautiful*, first stanza and chorus only (start with "Oh beautiful..." and end with "...from sea to shining sea."). **REMEMBER TO START ON THE FIFTH OF THE CHORD.**
 - Key of A (start on E)

Oh beau - ti-ful for spa - cious skies for am - ber waves of grain for

5 pur - ple moun - tain maj - est - ies a - bove the frui - ted plain, A -

9 mer - i - ca, A - mer - i - ca God shed His grace on thee and

13 crown thy good with broth - er-hood from sea to shi - ning sea.

Bass I Audition Requirements

SE AK Honor Choir

1. Sing two scales, ascending and descending, using do-re-me-fa-so-la-ti-do. (Quarter note = 72)
 - Scale 1: Ab (first space on bass clef)
 - Scale 2: Eb (third space on bass clef)
2. Sing the words, "I love to sing," on a descending, octave arpeggio (8-5-3-1) in the assigned key. Repeat it six (6) times (a total of 7 patterns), with each repetition a half-step higher than the previous one. **DO NOT SING OR HUM THE NEW PITCH; THINK IT ONLY.** Only one pitch is to be given for the entire exercise to test the ability of the applicant to think intervals in chromatic sequence.
 - I love to sing: G pitch given (fourth space of bass clef)
3. Sing, unaccompanied, the melody and words of *America the Beautiful*, first stanza and chorus only (start with "Oh beautiful..." and end with "...from sea to shining sea."). **REMEMBER TO START ON THE FIFTH OF THE CHORD.**
 - Key of B (start on F#)

Oh beau - ti - ful for spa - cious skies for am - ber waves of grain for

5 pur - ple moun - tain maj - est - ies a - bove the frui - ted plain, A -

9 mer - i - ca, A - mer - i - ca God shed His grace on thee and

13 crown thy good with broth - er - hood from sea to shi - ning sea.

Bass I Audition Requirements

SE AK Honor Choir (Odd Year)

For each audition requirement, use a piano or keyboard (with piano voice) for the initial pitch. Leave space between the pitch and your initial note. DO NOT sing over the given pitch.

1. Sing two scales, ascending and descending, using do-re-me-fa-so-la-ti-do. (Quarter note = 72)
 - Scale 1: Ab (first space on bass clef)
 - Scale 2: Eb (third space on bass clef)
2. Sing the words, "I love to sing," on a descending, octave arpeggio (8-5-3-1) in the assigned key. Repeat it six (6) times (a total of 7 patterns), with each repetition a half-step higher than the previous one. **DO NOT SING OR HUM THE NEW PITCH; THINK IT ONLY.** Only one pitch is to be given for the entire exercise to test the ability of the applicant to think intervals in chromatic sequence.
 - I love to sing: G pitch given (fourth space of bass clef)
3. Sing, unaccompanied, the melody and words of *America the Beautiful*, first stanza and chorus only (start with "Oh beautiful..." and end with "...from sea to shining sea."). **REMEMBER TO START ON THE FIFTH OF THE CHORD.**
 - Key of B (start on F#)

Oh beau - ti - ful for spa - cious skies for am - ber waves of grain for

5 pur - ple moun - tain maj - est - ies a - bove the frui - ted plain, A -

9 mer - i - ca, A - mer - i - ca God shed His grace on thee and

13 crown thy good with broth - er - hood from sea to shi - ning sea.

Bass II Audition Requirements

SE AK Honor Choir

1. Sing two scales, ascending and descending, using do-re-me-fa-so-la-ti-do. (Quarter note = 72)
 - Scale 1: F (space below bass clef)
 - Scale 2: Db (third line on bass clef)
2. Sing the words, "I love to sing," on a descending, octave arpeggio (8-5-3-1) in the assigned key. Repeat it six (6) times (a total of 7 patterns), with each repetition a half-step higher than the previous one. **DO NOT SING OR HUM THE NEW PITCH; THINK IT ONLY.** Only one pitch is to be given for the entire exercise to test the ability of the applicant to think intervals in chromatic sequence.
 - I love to sing: G pitch given (fourth space of bass clef)
3. Sing, unaccompanied, the melody and words of *America the Beautiful*, first stanza and chorus only (start with "Oh beautiful..." and end with "...from sea to shining sea."). **REMEMBER TO START ON THE FIFTH OF THE CHORD.**
 - Key of A (start on E)

Oh beau - ti - ful for spa - cious skies for am - ber waves of grain for

5 pur - ple moun - tain maj - est - ies a - bove the frui - ted plain, A -

9 mer - i - ca, A - mer - i - ca God shed His grace on thee and

13 crown thy good with broth - er - hood from sea to shi - ning sea.

Bass II Audition Requirements

SE AK Honor Choir (Odd Year)

For each audition requirement, use a piano or keyboard (with piano voice) for the initial pitch. Leave space between the pitch and your initial note. DO NOT sing over the given pitch.

1. Sing two scales, ascending and descending, using do-re-me-fa-so-la-ti-do. (Quarter note = 72)
 - Scale 1: F (space below bass clef)
 - Scale 2: Db (third line on bass clef)
2. Sing the words, "I love to sing," on a descending, octave arpeggio (8-5-3-1) in the assigned key. Repeat it six (6) times (a total of 7 patterns), with each repetition a half-step higher than the previous one. **DO NOT SING OR HUM THE NEW PITCH; THINK IT ONLY.** Only one pitch is to be given for the entire exercise to test the ability of the applicant to think intervals in chromatic sequence.
 - I love to sing: G pitch given (fourth space of bass clef)
3. Sing, unaccompanied, the melody and words of *America the Beautiful*, first stanza and chorus only (start with "Oh beautiful..." and end with "...from sea to shining sea."). **REMEMBER TO START ON THE FIFTH OF THE CHORD.**
 - Key of A (start on E)

Oh beau - ti - ful for spa - cious skies for am - ber waves of grain for

5 pur - ple moun - tain maj - est - ies a - bove the frui - ted plain, A -

9 mer - i - ca, A - mer - i - ca God shed His grace on thee and

13 crown thy good with broth - er - hood from sea to shi - ning sea.

Soprano I Audition Requirements

SE AK Honor Choir

1. Sing two scales, ascending and descending, using do-re-me-fa-so-la-ti-do. (Quarter note = 72)
 - Scale 1: D (space below treble clef)
 - Scale 2: Bb (third line on treble clef)
2. Sing the words, "I love to sing," on a descending, octave arpeggio (8-5-3-1) in the assigned key. Repeat it six (6) times (a total of 7 patterns), with each repetition a half-step higher than the previous one. **DO NOT SING OR HUM THE NEW PITCH; THINK IT ONLY.** Only one pitch is to be given for the entire exercise to test the ability of the applicant to think intervals in chromatic sequence.
 - I love to sing: Bb pitch given (third line of treble clef)
3. Sing, unaccompanied, the melody and words of *America the Beautiful*, first stanza and chorus only (start with "Oh beautiful..." and end with "...from sea to shining sea."). **REMEMBER TO START ON THE FIFTH OF THE CHORD.**
 - Key of D (start on A)

Oh beau - ti - ful for spa - cious skies for am - ber waves of grain for

5 pur - ple moun - tain maj - est - ies a - bove the frui - ted plain, A -

9 mer - i - ca, A - mer - i - ca God shed His grace on thee and

13 crown thy good with broth - er - hood from sea to shi - ning sea.

Soprano I Audition Requirements

SE AK Honor Choir (Odd Year)

For each audition requirement, use a piano or keyboard (with piano voice) for the initial pitch. Leave space between the pitch and your initial note. DO NOT sing over the given pitch.

1. Sing two scales, ascending and descending, using do-re-me-fa-so-la-ti-do. (Quarter note = 72)
 - Scale 1: D (space below treble clef)
 - Scale 2: Bb (third line on treble clef)
2. Sing the words, "I love to sing," on a descending, octave arpeggio (8-5-3-1) in the assigned key. Repeat it six (6) times (a total of 7 patterns), with each repetition a half-step higher than the previous one. **DO NOT SING OR HUM THE NEW PITCH; THINK IT ONLY.** Only one pitch is to be given for the entire exercise to test the ability of the applicant to think intervals in chromatic sequence.
 - I love to sing: Bb pitch given (third line of treble clef)
3. Sing, unaccompanied, the melody and words of *America the Beautiful*, first stanza and chorus only (start with "Oh beautiful..." and end with "...from sea to shining sea."). **REMEMBER TO START ON THE FIFTH OF THE CHORD.**
 - Key of D (start on A)

Oh beau - ti - ful for spa - cious skies for am - ber waves of grain for

5 pur - ple moun - tain maj - est - ies a - bove the frui - ted plain, A -

9 mer - i - ca, A - mer - i - ca God shed His grace on thee and

13 crown thy good with broth - er - hood from sea to shi - ning sea.

Soprano II Audition Requirements

SE AK Honor Choir

1. Sing two scales, ascending and descending, using do-re-me-fa-so-la-ti-do. (Quarter note = 72)
 - Scale 1: C (middle C)
 - Scale 2: Ab (second space on treble clef)
2. Sing the words, "I love to sing," on a descending, octave arpeggio (8-5-3-1) in the assigned key. Repeat it six (6) times (a total of 7 patterns), with each repetition a half-step higher than the previous one. **DO NOT SING OR HUM THE NEW PITCH; THINK IT ONLY.** Only one pitch is to be given for the entire exercise to test the ability of the applicant to think intervals in chromatic sequence.
 - I love to sing: Bb pitch given (second line of treble clef)
3. Sing, unaccompanied, the melody and words of *America the Beautiful*, first stanza and chorus only (start with "Oh beautiful..." and end with "...from sea to shining sea."). **REMEMBER TO START ON THE FIFTH OF THE CHORD.**
 - Key of C (start on G)

Oh beau - ti-ful for spa - cious skies for am - ber waves of grain for

5 pur - ple moun - tain maj - est-ies a - bove the frui - ted plain, A -

9 mer - i-ca, A - mer - i - ca God shed His grace on thee and

13 crown thy good with broth - er-hood from sea to shi - ning sea.

Soprano II Audition Requirements

SE AK Honor Choir (Odd Year)

For each audition requirement, use a piano or keyboard (with piano voice) for the initial pitch. Leave space between the pitch and your initial note. DO NOT sing over the given pitch.

1. Sing two scales, ascending and descending, using do-re-me-fa-so-la-ti-do. (Quarter note = 72)
 - Scale 1: C (middle C)
 - Scale 2: Ab (second space on treble clef)
2. Sing the words, "I love to sing," on a descending, octave arpeggio (8-5-3-1) in the assigned key. Repeat it six (6) times (a total of 7 patterns), with each repetition a half-step higher than the previous one. **DO NOT SING OR HUM THE NEW PITCH; THINK IT ONLY.** Only one pitch is to be given for the entire exercise to test the ability of the applicant to think intervals in chromatic sequence.
 - I love to sing: Bb pitch given (second line of treble clef)
3. Sing, unaccompanied, the melody and words of *America the Beautiful*, first stanza and chorus only (start with "Oh beautiful..." and end with "...from sea to shining sea."). **REMEMBER TO START ON THE FIFTH OF THE CHORD.**
 - Key of C (start on G)

Oh beau - ti-ful for spa - cious skies for am - ber waves of grain for

5 pur - ple moun - tain maj - est-ies a - bove the frui - ted plain, A -

9 mer - i-ca, A - mer - i-ca God shed His grace on thee and

13 crown thy good with broth - er-hood from sea to shi - ning sea.

Tenor I Audition Requirements

SE AK Honor Choir

1. Sing two scales, ascending and descending, using do-re-me-fa-so-la-ti-do. (Quarter note = 72)
 - Scale 1: Eb (third space on bass clef)
 - Scale 2: G (fourth space on bass clef)
2. Sing the words, "I love to sing," on a descending, octave arpeggio (8-5-3-1) in the assigned key. Repeat it six (6) times (a total of 7 patterns), with each repetition a half-step higher than the previous one. **DO NOT SING OR HUM THE NEW PITCH; THINK IT ONLY.** Only one pitch is to be given for the entire exercise to test the ability of the applicant to think intervals in chromatic sequence.
 - I love to sing: C pitch given (middle C)
3. Sing, unaccompanied, the melody and words of *America the Beautiful*, first stanza and chorus only (start with "Oh beautiful..." and end with "...from sea to shining sea."). **REMEMBER TO START ON THE FIFTH OF THE CHORD.**
 - Key of D (start on A)

Oh beau - ti-ful for spa - cious skies for am - ber waves of grain for

pur - ple moun - tain maj - est-ies a - bove the frui - ted plain, A -

mer - i - ca, A - mer - i - ca God shed His grace on thee and

crown thy good with broth - er - hood from sea to shi - ning sea.

Tenor I Audition Requirements

SE AK Honor Choir (Odd Year)

For each audition requirement, use a piano or keyboard (with piano voice) for the initial pitch. Leave space between the pitch and your initial note. DO NOT sing over the given pitch.

1. Sing two scales, ascending and descending, using do-re-me-fa-so-la-ti-do. (Quarter note = 72)
 - Scale 1: Eb (third space on bass clef)
 - Scale 2: G (fourth space on bass clef)
2. Sing the words, "I love to sing," on a descending, octave arpeggio (8-5-3-1) in the assigned key. Repeat it six (6) times (a total of 7 patterns), with each repetition a half-step higher than the previous one. **DO NOT SING OR HUM THE NEW PITCH; THINK IT ONLY.** Only one pitch is to be given for the entire exercise to test the ability of the applicant to think intervals in chromatic sequence.
 - I love to sing: C pitch given (middle C)
3. Sing, unaccompanied, the melody and words of *America the Beautiful*, first stanza and chorus only (start with "Oh beautiful..." and end with "...from sea to shining sea."). **REMEMBER TO START ON THE FIFTH OF THE CHORD.**
 - Key of D (start on A)

Oh beau - ti-ful for spa - cious skies for am - ber waves of grain for

pur - ple moun - tain maj - est-ies a - bove the frui - ted plain, A -

mer - i - ca, A - mer - i - ca God shed His grace on thee and

crown thy good with broth - er - hood from sea to shi - ning sea.

Tenor II Audition Requirements

SE AK Honor Choir

For each audition requirement, use a piano or keyboard (with piano voice) for the initial pitch. Leave space between the pitch and your initial note. DO NOT sing over the given pitch.

1. Sing two scales, ascending and descending, using do-re-me-fa-so-la-ti-do. (Quarter note = 72)
 - Scale 1: C (second space on bass clef)
 - Scale 2: F (fourth line on bass clef)
2. Sing the words, "I love to sing," on a descending, octave arpeggio (8-5-3-1) in the assigned key. Repeat it six (6) times (a total of 7 patterns), with each repetition a half-step higher than the previous one. **DO NOT SING OR HUM THE NEW PITCH; THINK IT ONLY.** Only one pitch is to be given for the entire exercise to test the ability of the applicant to think intervals in chromatic sequence.
 - I love to sing: C pitch given (middle C)
3. Sing, unaccompanied, the melody and words of *America the Beautiful*, first stanza and chorus only (start with "Oh beautiful..." and end with "...from sea to shining sea."). **REMEMBER TO START ON THE FIFTH OF THE CHORD.**
 - Key of C (start on G)

8 Oh beau - ti-ful for spa - cious skies for am - ber waves of grain for

5 pur - ple moun - tain maj - est-ies a - bove the frui - ted plain, A -

9 mer - i - ca, A - mer - i - ca God shed His grace on thee and

13 crown thy good with broth - er-hood from sea to shi - ning sea.

Alto, Bass, Contra Clarinet Audition Materials

SE AK Honor Band (WIBC)

1. Concert Ab scale up and down 2 octaves, lightly tongued played as quickly as possible.
2. Chromatic scale E to G, 2 octaves plus, up & down, quarter note = 120. (announce range)
3. Play the two excerpts listed below (first at quarter = 144. second at quarter note = 80).

Allegro molto

1

f staccato...

5

Adagio

1

p

9

17

Bassoon Audition Materials

SE AK Honor Band (WIBC)

1. Concert Ab scale up and down 2 octaves, lightly tongued played as quickly as possible.

2. Chromatic scale Bb to high Bb, 3 octaves, up & down, quarter note = 120. (announce range)



3. Play the two excerpts listed below (first at quarter = 120, second at quarter note = 80).

Allegro

1

6

12

Adagio

1

p

8

15

f

Clarinet Audition Materials

SE AK Honor Band (WIBC)

1. Concert Ab scale up and down 2 octaves, lightly tongued played as quickly as possible.

2. Chromatic Scale E to high G, 3 octaves plus, up & down, quarter note = 120. (announce range)



3. Play the two excerpts listed below (first at quarter = 96, second at quarter note = 66).

Allegretto

1

3

6

Andante

1

11

SE Honor Music Festival EVEN YEAR Percussion Audition (Snare Drum)

PERCUSSION AUDITION RECORDING INSTRUCTIONS

Track 1: State, "PERCUSSION"

Snare Drum

Track 2: Rudimental roll (double stroke) played slow to fast (open to closed)

Track 3: Orchestral roll (multiple bounce) played $pp < ff > pp$

Track 4: Snare Etude

Timpani

Track 5: Roll $pp < ff > pp$ on log G and high D. (The intent is for this to be done separately. Roll on G then roll on D).

Track 6: Play F major scale using two timpani. Use legato stroked quarter notes ascending and descending. (Quarter = 80)

Track 7: Timpani Etude

Mallets

Track 8: Chromatic scale. Two octaves, starting anywhere, using sixteenth notes ascending and descending. (Quarter = 104)

Track 9: D and Bb major scales. Two octaves using eighth notes and repeating the top note. (Quarter = 120)

Track 10: Mallet Etude

Multiple Percussion

Track 11: Multiple Percussion Etude

Track 12: 15 second pause, state, "Percussion", name, school, city.

Largo ♩ = 48

12/8

3 *p*

5 *mf* *f*

7 *ff* *p<*

9 *ff* *p<ff* *p<ff* *p<ff*

11 *f*

13

SE Honor Music Festival EVEN YEAR Percussion Audition (Timpani)

Timpani

Track 5: Roll *pp* < *ff* > *pp* on log G and high D. (The intent is for this to be done separately. Roll on G then roll on D).

Track 6: Play F major scale using two timpani. Use legato stroked quarter notes ascending and descending. (Quarter = 80)

Track 7: Timpani Etude

Andante ♩ = 60

G-C-F

3 *mf*

6 *fp* < *f* *fp* < *f* *fp* <

9 *f* *mf*

13 *fp* < *f* *fp* < *f* *fp* <

16 *f* *mf*

19 *p* *f*

SE Honor Music Festival EVEN YEAR Percussion Audition (Mallets)

Mallets

Track 8: Chromatic scale. Two octaves, starting anywhere, using sixteenth notes ascending and descending. (Quarter = 104)

Track 9: D and Bb major scales. Two octaves using eighth notes and repeating the top note. (Quarter = 120)

Track 10: Mallet Etude

Moderato ♩ = 92

5

9

13

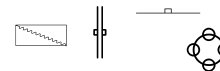
17

19

SE Honor Music Festival EVEN YEAR Percussion Audition (Multiple Percussion)

Multiple Percussion
Track 11: Multiple Percussion Etude

Instrument Placement (left to right)
Snare drum, Crash Cymbals, Sus. Cymbal, Tambourine



Larghetto ♩ = 144

6 *mf*

10 *p* ————— *mf*

to Crash Cymbals **3**

Allegro ♩ = 112

16 Crash Cymbals

24

31 *mf*

to Suspended Cymbal **6**

Suspended Cymbal

46 *f* *p* ————— *mf* *p* ————— *mf*

to Tambourine **5**

Tempo I *f*

60 Tambourine

64 *pp*

to Snare Drum **4**

72 Snare Drum

76 *mf*

f

Flute Audition Materials

SE AK Honor Band (WIBC)

1. Concert Ab scale up and down 2 octaves, lightly tongued played as quickly as possible.
2. Chromatic scale C to Bb, 3 octaves minus a step, up & down, quarter note = 120. (announce range)
3. Play the two excerpts listed below (first at quarter = 96, second at quarter note = 66).



Allegretto

1 *f*

4

7

10


Andante

dolce p


9


Horn Audition Materials


SE AK Honor Band (WIBC)

1. Concert Ab Major scale up and down 2 octaves, lightly tongued played as quickly as possible.
2. Chromatic scale low F to high Bb, 2 1/2 octaves, up and down, quarter note = 120. (announce range) 
3. Play the two excerpts listed below (first at dotted quarter = 112, second at quarter note = 80)

Allegretto

1 

7 

13 

Adagio

1 

10 

18 

Mallet Percussion Audition Materials

SE AK Honor Band (WIBC)

1. Chromatic scale 2 octaves, starting anywhere, using sixteenth notes ascending and descending.
Quarter note = 104
2. Play example below AND select 1 ex. from snare or timpani tryout. Announce choice.

Allegro

mp

6

11

mf


f

NOTE: All percussionists **must write** (on back of application form)

1. Audition instruments in tape performance order.
2. List 3 percussion on which you are most advanced.

Oboe Audition Materials

SE AK Honor Band (WIBC)

1. Concert Ab scale up and down 2 octaves, lightly tongued played as quickly as possible.
2. Chromatic scale Bb to F, 2 1/2 octaves, up & down, quarter note = 120. (announce range) 
3. Play the two excerpts listed below (first at dotted quarter = 96, second at quarter note = 66).

Allegretto



Andante



Saxophone Audition Materials

SE AK Honor Band (WIBC)

1. Concert Ab scale up and down 2 octaves, lightly tongued played as quickly as possible.

2. Chromatic scale Bb to high F, 2 1/2 octaves, up and down, quarter note = 120. (announce range)

3. Play the two excerpts listed below (first at quarter = 104, second at quarter note = 80).

Allegretto

1 *f* *sempre f*

5 *f*

8 *f* *f*

11 *f*

The Allegretto excerpt is in 4/4 time, key of D major. It begins with a forte (*f*) dynamic and a series of eighth-note patterns with accents. The tempo is marked Allegretto. The excerpt spans 11 measures, ending with a final cadence.

Adagio

1 *p*

10

18 *f*

The Adagio excerpt is in 3/4 time, key of D major. It begins with a piano (*p*) dynamic and features a series of quarter and half notes. The tempo is marked Adagio. The excerpt spans 18 measures, ending with a final cadence.

Snare Drum Audition Material

SE AK Honor Band

1. Long roll open to closed to open in 1 minute.
2. Play example below AND select one example from Timpani or Mallet tryout. Announce choice.

The musical score is written for snare drum and consists of five staves of music. The first staff begins with a treble clef, a key signature of one sharp (F#), and a common time signature (C). It starts with a forte (*ff*) dynamic and a long roll. The second staff begins at measure 5 with a mezzo-forte (*mf*) dynamic and includes triplets. The third staff begins at measure 9 with a mezzo-piano (*mp*) dynamic and includes triplets. The fourth staff begins at measure 12 with a forte (*f*) dynamic and includes a fortissimo (*ff*) section. The fifth staff begins at measure 15 with a forte (*f*) dynamic and includes a fortissimo (*ff*) section. The score includes various musical notations such as eighth notes, quarter notes, and rests, as well as dynamic markings and articulation symbols.

NOTE: All percussionists **must write** on the back of the application form:

1. Audition instruments in performance order;
2. a list of the the 3 percussion on which you are most advanced.

Timpani Audition Materials

SE AK Honor Band

1. Roll *pp ff pp* on low G and high D (the intent is for this to be done separately. Roll on G, then roll on D).
2. Play F major scale using two timpani. Use legato stroked quarter notes ascending and descending.
(Quarter note = 80)
2. Play example below AND select 1 ex. from snare or mallet tryout. Announce choice.

p

6 *mf* *f* *ff* *p*

10 *ff* *p* *ff* *p* *f*

16 *p*

21 *cresc. al fine* *ff*

NOTE: All percussionists **must write** (on back of application form)

1. Audition instruments in tape performance order.
2. List 3 percussion on which you are most advanced.

Trombone/Baritone Audition Materials

SE AK Honor Band (WIBC)

1. Concert Ab scale up and down 2 octaves, lightly tongued played as quickly as possible.
2. Chromatic scale low F to high Bb, 2 1/2 octaves, up and down, quarter note = 72. (announce range)
3. Play the two excerpts listed below (first at quarter = 120, second at quarter note = 80).

Allegro

1

mp staccato

7

f

13

cresc.

Detailed description: The first excerpt (measures 1-6) is in bass clef, 3/4 time, and Ab major. It consists of a continuous eighth-note scale starting on Ab. The second excerpt (measures 7-12) continues the scale, with a rest in measure 8, and ends with a forte (f) dynamic. The third excerpt (measures 13-18) continues the scale and ends with a crescendo (cresc.) and an accent (>) on the final note.

Adagio

1

p

10

15

f

Detailed description: The first excerpt (measures 1-9) is in bass clef, 3/4 time, and Ab major. It features a half-note scale starting on Ab, with an accent (>) on the final note. The second excerpt (measures 10-14) continues the scale with various articulations. The third excerpt (measures 15-20) continues the scale and ends with a forte (f) dynamic.

Trumpet/Cornet Audition Materials

SE AK Honor Band (WIBC)

1. Concert Ab Major scale up and down 2 octaves, lightly tongued as quickly as possible.
2. Chromatic scale low F to high Bb, 2 1/2 octaves, up & down, quarter note = 120. (announce range)
3. Play the two excerpts listed below (first at quarter = 112, second at quarter note = 66).



Allegro

1 *p* staccato cresc.

7 *mf* cresc. *f*

13 dim. *p*

19 *mf* cresc.

Andante

1 *dolce p*

10 *p*

Tuba Audition Materials

SE AK Honor Band (WIBC)

1. Concert Ab scale up and down 2 octaves, lightly tongued played as quickly as possible.
2. Chromatic scale low E to high Bb, 2 1/2 octaves, up & down, quarter note = 120. (announce range)
3. Play the two excerpts listed below (first at dotted quarter = 96, second at quarter note = 80).



Allegretto

1

mp sempre staccato

5

mf

9

f

13

Adagio

17

p

9

16

f